

Fine Organic Industries Limited

Regd. Office

Fine House, Anandji Street, Off M. G. Road,
Ghatkopar East, Mumbai 400 077, India.

CIN : L24119MH2002PLC136003

Tel : + 91-22-2102 5000

Fax : + 91-22-2102 8899 / 2102 6666

Email : info@fineorganics.com

Web: www.fineorganics.com



Date: November 08, 2024

To BSE Limited Phiroze Jeejeebhoy Towers, Dalal Street, Mumbai - 400 001	To National Stock Exchange of India Limited Plot No. C/1, "6" Block, Exchange Plaza Bandra Kurla Complex, Bandra (East) Mumbai - 400 051
---	---

Security Code: 541557

Symbol: FINEORG

Dear Sir/Madam,

Sub: Outcome of Board Meeting

We wish to inform you that the Board of Directors of the Company, at its meeting held today, has, inter alia considered and approved the Standalone and Consolidated Unaudited Financial Results of the Company for the quarter and half year ended September 30, 2024.

A copy each of the above Unaudited Financial Results as reviewed by the Audit Committee and approved by the Board is enclosed for your information and record. Further, pursuant to Regulation 33(3)(c)(i) of SEBI (Listing Obligations and Disclosure Requirements) Regulations, 2015 we are also forwarding a copy of the 'Limited Review Report', as received from our Statutory Auditors, M/s. B Y & Associates, Chartered Accountants on the above Financial Results. The said results are also being uploaded on the website of the Company viz. <https://www.fineorganics.com/>.

The Board meeting commenced at 12:30 p.m and concluded at 3:45 p.m.

We request you to disseminate the above information on your website.

Thanking You,

Sincerely,

For Fine Organic Industries Limited

Pooja Lohor
Company Secretary and Compliance Officer



Encl: as stated

material misstatement. A review of Interim Financial information consists of making inquiries, primarily of persons responsible for Financial and accounting matters, and applying analytical and other review procedures. A review is substantially less in scope than an audit conducted in accordance with Standards on Auditing specified under section 143(10) of the Act, and consequently, does not enable us to obtain assurance that we would become aware of all significant matters that might be identified in an audit. Accordingly, we do not express an audit opinion.

We also performed procedures in accordance with the Circular No. CIR/CFD/CMD1/44/2019 dated March 29, 2019 issued by the Securities and Exchange Board of India under Regulation 33(8) of the Listing Regulations, to the extent applicable.

4. The Statement includes the Results of the following entities:

Parent Company: - Fine Organic Industries Limited
Subsidiaries: - Fine Organics (USA), Inc. - Fine Organics Europe BV - Fine Organic Industries (SEZ) Private Limited
Joint Venture Entities: - Fine Zeelandia Private Limited - Fine Organic Industries (Thailand) Co., Limited

Conclusion

5. Based on our review conducted and procedures performed as stated in paragraph 3 above and based on the consideration referred to in paragraph 6 below, nothing has come to our attention that causes us to believe that the accompanying Statement, prepared in accordance with recognition and measurement principles laid down in the aforesaid Indian Accounting Standards ('Ind AS') and other accounting principles generally accepted in India, has not disclosed the information required to be disclosed in terms of the Listing Regulations, including the manner in which it is to be disclosed, or that it contains any material misstatement.




Other Matters

6. The accompanying statement includes the Unaudited Interim Financial Results / Statements and other Unaudited Financial information in respect of:
- (a) 3 (Three) Subsidiaries, whose Unaudited Interim Financial Results / Statements and other information (before eliminating inter companies' transactions) reflects total assets of INR 40,941.45 Lakhs as at September 30, 2024, total revenues of INR 9,176.32 Lakhs and INR 19,135.86 Lakhs for the quarter and six month ended September 30, 2024 respectively, total net profit after tax of INR 1,466.09 Lakhs and INR 2,160.54 Lakhs for the quarter and six month ended September 30, 2024 respectively, and total comprehensive income of INR 1,466.09 and INR 2,160.54 Lakhs for the quarter and six month ended September 30, 2024 and Cash Inflows (net) of INR 2,369.91 lakhs for the period from April 01, 2024 to September 30, 2024 as considered in the Statement whose Interim Financial Results / Statements and other financial information have not been reviewed by us / their auditors.

Further, out of the above, 2 (Two) subsidiaries are located outside India, whose interim financial results / statements have been prepared in accordance with accounting principles generally accepted in their respective country. The Parent Company's management has converted the financial results / statements of such subsidiaries from accounting principles generally accepted in their country to accounting principles generally accepted in India. We have reviewed these conversion adjustments made by the Parent Company's management. Our conclusion, in so far as it relates to the balances and affairs of these subsidiaries is based on the conversion adjustments prepared by the management of the Parent Company and reviewed by us.

- (b) 2 (Two) Joint Venture Entities, whose Interim Financial Results / Statements and other financial information includes the Group's share in net Loss after tax of INR 48.31 Lakhs and INR 96.51 Lakhs for the quarter and six month ended September 30, 2024 respectively and total comprehensive Loss of INR 48.31 Lakhs and INR 96.51 Lakhs for the quarter and six month ended September 30, 2024 as considered in the statement whose Interim Financial Results / Statements and other information have not been reviewed by us / their auditor.

Further, out of the above 1 (One) Joint Venture Entity are located outside India, whose interim financial results / statements have been prepared in



accordance with accounting principles generally accepted in their respective country. The Parent Company's management has converted the financial results / statements of such Joint venture entities from accounting principles generally accepted in their country to accounting principles generally accepted in India. We have reviewed these conversion adjustments made by the Parent Company's management. Our conclusion, so far as it relates to the balances and affairs of this Joint venture entity is based on the conversion adjustments prepared by the management of the Parent Company and reviewed by us.

These Unaudited Interim Financial Results and other Unaudited Financial information have been approved and furnished to us by the Management and our conclusion on the Statement and our report in terms of Regulation 33 of the SEBI (Listing Obligations and Disclosure Requirements) Regulations 2015 (As amended), read with SEBI Circular, in so far as it relates to the aforesaid subsidiaries and joint venture entities, is based solely on such Unaudited Interim Financial Results and other Unaudited Financial information. According to the information and explanations given to us by the Management, these Interim Financial Results are not material to the Group.

Our conclusion on the Statement in respect of matter stated in paragraph 6 (a) and 6 (b) above stated is not modified with respect to the Financial Results / Financial information certified by the Management.

ICAI UDIN: 24137872 BKAVFB4664

For **BY & Associates**
Chartered Accountants
ICAI Firm registration number: 123423W



CA Maulik N. Lodaya
Partner
Membership Number: 137872



Date : **November 08, 2024.**
Place : **Mumbai**

Fine Organic Industries Limited

Regd. Office

Fine House, Anandji Street, Off M. G. Road,
Ghatkopar East, Mumbai 400 077, India.

CIN : L24119MH2002PLC136003

Tel : + 91-22-2102 5000

Fax : + 91-22-2102 8899 / 2102 6666

Email : info@fineorganics.com

Web: www.fineorganics.com

**FINE ORGANICS****Consolidated Statement of Asset and Liabilities as at September 30, 2024**


INR in Lakhs

Particulars	As at	As at
	30th Sept 2024	31st Mar 2024
	Unaudited	Audited
ASSETS		
A) Non Current Assets		
Property, Plant and Equipment	21,779.15	22,696.76
Capital work-in-progress	2,836.47	2,972.98
Intangible Assets	206.26	169.55
Right of use assets	337.01	407.09
Financial Assets		
- Investment	3,514.70	3,616.08
- Loans	124.92	121.28
- Others	1,804.34	1,239.41
Deferred tax assets (Net)	1,408.52	1,327.92
Other Non-current Assets	19,210.11	10,001.24
Total Non Current Assets (A)	51,221.48	42,552.31
B) Current Assets		
Inventories	30,435.60	26,089.22
Financial Assets		
- Trade Receivables	34,410.99	31,131.21
- Cash and Cash Equivalents	60,393.93	69,505.34
- Other Bank Balances	45,227.64	35,346.11
- Loans	68.50	65.29
- Others	14.50	73.73
Current Tax Assets (Net)	1,856.60	1,897.81
Other Current Assets	11,079.52	4,115.81
Total Current Assets (B)	1,83,487.28	1,68,224.52
Total Assets (A + B)	2,34,708.76	2,10,776.83
EQUITY AND LIABILITIES		
A) Equity		
Equity Share Capital	1,533.00	1,533.00
Other Equity	2,10,455.17	1,90,571.91
Total Equity (A)	2,11,988.17	1,92,104.91
Liabilities		
B) Non Current Liabilities		
Financial Liabilities		
- Lease Liability	174.96	246.96
Total Non Current Liabilities (B)	174.96	246.96
C) Current Liabilities		
Financial Liabilities		
- Borrowings	-	-
- Lease Liability	184.93	176.22
- Trade Payables		
(a) Total outstanding dues of micro enterprises and small enterprises	1,797.02	1,780.70
(b) Total outstanding dues of creditors other than micro enterprises and small enterprises	14,491.24	11,750.24
- Others	275.58	264.00
Other current liabilities	1,346.46	942.72
Provisions	2,767.06	2,001.89
Current tax liabilities (Net)	1,583.34	1,499.19
Total Current Liabilities (C)	22,545.63	18,424.96
Total Equity and Liabilities (A + B + C)	2,34,708.76	2,10,776.83

For and on behalf of the Board of Directors

Place : Mumbai

Date : November 8, 2024



Jayesh Shah
Managing Director
DIN:00106919


Fine Organic Industries Limited

Regd. Office

 Fine House, Anandji Street, Off M. G. Road,
Ghatkopar East, Mumbai 400 077, India.

CIN : L24119MH2002PLC136003

Tel : + 91-22-2102 5000

Fax : + 91-22-2102 8899 / 2102 6666

Email : info@fineorganics.com

Web: www.fineorganics.com


Statement of Consolidated Financial Results for the Quarter and Six months period ended September 30, 2024


INR in Lakhs

Particulars	Quarter ended			Six months period ended		Year Ended
	30th Sept 2024	30th Jun 2024	30th Sept 2023	30th Sept 2024	30th Sept 2023	31st Mar 2024
	Unaudited	Unaudited	Unaudited	Unaudited	Unaudited	Audited
Income						
Revenue from Operations	59,581.94	54,968.54	54,049.19	1,14,550.48	1,08,766.57	2,12,295.17
Other Income	2,190.19	2,450.33	1,715.14	4,640.52	3,160.25	7,187.64
Total Income	61,772.13	57,418.87	55,764.33	1,19,191.00	1,11,926.82	2,19,482.81
Expenses						
Cost of Materials Consumed	36,208.32	30,943.39	25,080.93	67,151.71	58,311.97	1,08,312.15
Purchases of Stock-in Trade	(0.00)	0.38	17.01	0.38	17.01	16.43
Changes in inventories of Finished Goods, Work in Progress and Stock in Trade	(2,113.55)	72.20	5,827.37	(2,041.35)	5,063.76	13,374.82
Employee Benefit Expenses	3,132.27	3,371.08	2,863.86	6,503.35	5,863.78	11,954.55
Finance Costs	42.37	62.64	71.90	105.01	139.14	243.30
Depreciation and Amortisation Expenses	1,240.91	1,170.04	1,440.45	2,410.95	2,611.98	5,614.87
Other Expenses	7,292.22	6,609.60	7,154.67	13,901.82	12,281.28	25,234.28
Total Expenses	45,802.54	42,229.33	42,456.19	88,031.87	84,288.92	1,64,750.40
Profit before share of profit/(loss) of joint ventures and exceptional Items	15,969.59	15,189.54	13,308.14	31,159.13	27,637.90	54,732.41
Share of profit/(loss) of joint ventures (net of tax)	(48.31)	(48.20)	(80.92)	(96.51)	(154.43)	(263.94)
Profit Before Tax and exceptional Items	15,921.28	15,141.34	13,227.22	31,062.62	27,483.47	54,468.47
Exceptional Items	-	-	-	-	-	56.32
Profit Before Tax	15,921.28	15,141.34	13,227.22	31,062.62	27,483.47	54,412.15
Tax Expenses						
Current Tax	4,225.95	3,828.24	2,986.03	8,054.19	7,287.58	13,454.99
Deferred Tax	(48.80)	(12.01)	(95.65)	(60.81)	(117.73)	(232.25)
Net Profit/(Loss) for the period/year	11,744.13	11,325.11	10,336.84	23,069.24	20,313.62	41,189.41
Other Comprehensive Income						
Items that will not be reclassified to Profit or Loss	(30.18)	(53.06)	(21.78)	(83.24)	(83.00)	(106.97)
Income Tax relating to Items that will not be reclassified to Profit or Loss	6.43	13.35	5.48	19.78	20.89	26.92
Total Other Comprehensive Income	(23.75)	(39.71)	(16.30)	(63.46)	(62.11)	(80.05)
Total Comprehensive Income for the period/year	11,720.38	11,285.40	10,320.54	23,005.78	20,251.51	41,109.36
Net Profit/(loss) attributable to						
Equity shareholders of parent Company	11,744.13	11,325.11	10,336.84	23,069.24	20,313.62	41,189.41
Non Controlling Interests	-	-	-	-	-	-
Other Comprehensive Income attributable to						
Equity shareholders of parent Company	(23.75)	(39.71)	(16.30)	(63.46)	(62.11)	(80.05)
Non Controlling Interests	-	-	-	-	-	-
Total Comprehensive Income attributable to						
Equity shareholders of parent Company	11,720.38	11,285.40	10,320.54	23,005.78	20,251.51	41,109.36
(3) The Board of Directors have proposed a final dividend of INR 10/- Earnings per equity share (Face Value of INR 5/- each)	-	-	-	-	-	-
i) Basic (in INR) (not annualised for the quarter)	38.30	36.94	33.71	75.24	66.25	134.34
ii) Diluted (in INR) (not annualised for the quarter)	38.30	36.94	33.71	75.24	66.25	134.34
Paid up Equity Share Capital, Equity shares FV of INR 5/- each	1,533.00	1,533.00	1,533.00	1,533.00	1,533.00	1,533.00
Other Equity excluding Revaluation Reserves						1,90,571.91

Notes :-

- The above results have been reviewed by Audit Committee and approved by the Board of Directors in its meeting held on November 8, 2024
- For the above result, Limited review report has been issued by Statutory Auditors on November 8, 2024
- The Board of Directors have proposed a final dividend of INR 10/- per equity share (Face Value INR 5/- each) for the year ended 31st March, 2024 in its meeting held on May 10, 2024. Subsequently it was approved by the shareholders at the Annual General Meeting held on August 21, 2024 and the same was paid on August 30, 2024.
- In line with IND AS -108 "Operating Segments", the Company's business activity falls within a single primary business segment viz. "Manufacturing of Specialty Chemicals".
- Previous year's/period's figures have been regrouped and / or rearranged wherever considered necessary.
- The figures for the quarter ended 30th September, 2024/30th September, 2023 represent balancing figures between the unaudited year to date figures upto 30th September, 2024/30th September, 2023 and the unaudited figures for the quarter ended 30th June, 2024/30th June, 2023.

For and on behalf of the Board of Directors


 Jayen Shah
Managing Director
DIN:00106919

 Place : Mumbai
Date : November 8, 2024

Fine Organic Industries Limited

Regd. Office

Fine House, Anandji Street, Off M. G. Road,
Ghatkopar East, Mumbai 400 077, India.

CIN : L24119MH2002PLC136003

Tel : + 91-22-2102 5000

Fax : + 91-22-2102 8899 / 2102 6666

Email : info@fineorganics.com

Web: www.fineorganics.com



FINE ORGANICS

Consolidated Cash Flow Statement for the six months period ended September 30, 2024

INR in Lakhs

Particulars	For the Period Ended	
	30th Sept 2024	30th Sept 2023
	Unaudited	Unaudited
Net Profit Before Tax	31,062.62	27,483.47
A) Cash flows from operating activities		
Adjustments for:		
Depreciation and amortisation expenses	2,410.95	2,611.99
Interest Income	(3,545.70)	(1,786.01)
(Profit)/Loss on sale of fixed assets (net)	5.74	(25.71)
Finance Cost including interest on lease liabilities	104.94	139.41
Net loss /(Gain) on Foreign Exchange Fluctuations	(1,016.06)	(1,343.35)
Expected Credit Loss Provisions / (Reversal)	75.76	134.12
Lease Rent on Leasehold Properties	20.60	22.00
Other non-cash adjustments	54.61	154.43
Operating profit before working capital movements	29,173.46	27,390.35
Movement in working capital:		
Decrease / (Increase) in Inventories	(4,192.71)	10,159.95
Decrease / (Increase) in Trade and Other Receivables	(1,725.16)	29,640.22
(Decrease) / Increase in Trade and Other Payables	(3,574.65)	(26,907.57)
	(9,492.52)	12,892.60
Cash generated from operations	19,680.94	40,282.95
Income Tax Paid	(7,716.01)	(7,494.60)
Net cash flows from operating activities (A)	11,964.93	32,788.35
B) Cash flows (used in) / generated from investing activities		
Payment for Purchase of property, plant and equipment, intangible assets including CWIP and Capital advances	(10,512.33)	(4,275.63)
Proceeds from sale of property, plant and equipment	2.26	32.23
Amount(invested)/ matured in Bank Fixed Deposits	(9,254.99)	(459.36)
Interest Income received	2,416.18	1,775.70
Investment in Joint Ventures and Subsidiary Company	(223.91)	-
Proceeds from sale of investment	0.25	-
Net Cash Flows Used In Investing Activities (B)	(17,572.54)	(2,927.06)
C) Cash flows (used in) / generated from financing activities		
Repayment of Borrowings	-	(1,818.11)
Dividend Paid	(3,065.95)	(2,759.24)
Interest and Finance Charges paid	(89.85)	(129.69)
Employee Loans (given)	(43.43)	(30.30)
Employee Loans received	37.33	32.98
Repayments of lease liabilities (including interest thereon)	(103.61)	(53.11)
Net Cash Flows Used In Financing Activities (C)	(3,265.51)	(4,757.47)
Net increase / (decrease) in cash and cash equivalents (A+B+C)	(8,873.12)	25,103.82
Cash and cash equivalents at the beginning of the period	69,505.34	51,482.26
Exchange difference on translation of foreign currency (loss) / Gain	(238.29)	(1,881.57)
Cash and cash equivalents at end of the period	60,393.93	74,704.51
Components of cash and cash equivalents :		
<u>Balances with banks :</u>		
In Current Account	12,857.57	6,266.35
In Exchange Earning Foreign Currency Account	405.32	740.81
In Fixed Deposit Account	47,124.15	67,676.27
Cash on hand	6.89	21.08
	60,393.93	74,704.51

Previous year's figures have been regrouped and / or rearranged wherever considered necessary.

For and on behalf of the Board of Directors

Jayesh Shah
Managing Director
DIN/00106919



Place : Mumbai
Date : November 8, 2024

Independent Auditor's Review Report on the Quarterly and Year-to-Date Unaudited Standalone Financial Results of **Fine Organic Industries Limited** ("the Company") Pursuant to the requirements of Regulation 33 of the SEBI (Listing Obligations and Disclosure Requirements) Regulations, 2015, as amended.


Review Report to
The Board of Directors of
Fine Organic Industries Limited

Introduction

1. We have reviewed the accompanying statement of Unaudited Standalone Financial Results of **Fine Organic Industries Limited** (the "Company") for the quarter ended September 30, 2024 and year-to-date results for the period from April 01, 2024 to September 30, 2024 (the "Statement") attached herewith, being submitted by the Company pursuant to the requirements of Regulation 33 of the SEBI (Listing Obligations and Disclosure Requirements) Regulations, 2015, as amended, including relevant circulars issued by the SEBI from time to time. (the "Listing Regulations").
2. This Statement, which is the responsibility of the Company's Management and approved by the Company's Board of Directors, has been prepared in accordance with the recognition and measurement principles laid down in Indian Accounting Standard 34, (Ind AS 34) "Interim Financial Reporting" prescribed under Section 133 of the Companies Act, 2013 as amended, read with relevant rules issued thereunder and other accounting principles generally accepted in India and in compliance with the presentation and disclosure requirement of the Listing Regulations. Our responsibility is to express a conclusion on the Statement based on our review.

Scope of Review

3. We conducted our review of the Statement in accordance with the Standard on Review Engagements (SRE) 2410, "Review of Interim Financial Information Performed by the Independent Auditor of the Entity" issued by the Institute of Chartered Accountants of India. This standard requires that we plan and perform the review to obtain moderate assurance as to whether the Statement is free of material misstatement. A review of interim financial information consists of making inquiries, primarily of persons responsible for financial and accounting matters, and applying analytical and other review procedures. A review is substantially less in scope than an audit conducted in accordance with Standards



on Auditing specified under section 143(10) of the Act, and consequently, does not enable us to obtain assurance that we would become aware of all significant matters that might be identified in an audit. Accordingly, we do not express an audit opinion.

Conclusion

4. Based on our review conducted as above, nothing has come to our attention that causes us to believe that the accompanying Statement, prepared in accordance with the recognition and measurement principles laid down in the aforesaid Indian Accounting Standards ('Ind AS') specified under Section 133 of the Companies Act, 2013 as amended, read with relevant rules issued thereunder and other accounting principles generally accepted in India, has not disclosed the information required to be disclosed in accordance with the requirement of Regulation 33 of the SEBI (Listing Obligation and Disclosure Requirement) Regulation, 2015, as amended, including the manner in which it is to be disclosed, or that it contains any material misstatement.

ICAI UDIN: 24137872 BKAVFA 3846

For **BY & Associates**

Chartered Accountants

ICAI Firm registration number: 123423W



CA Maulik N. Lodaya

Partner

Membership Number: 137872



Date : **November 08, 2024**

Place : **Mumbai**

Fine Organic Industries Limited

Regd. Office

Fine House, Anandji Street, Off M. G. Road,
Ghatkopar East, Mumbai 400 077, India.

CIN : L24119MH2002PLC136003

Tel : + 91-22-2102 5000

Fax : + 91-22-2102 8899 / 2102 6666

Email : info@fineorganics.com

Web: www.fineorganics.com

**FINE ORGANICS****Standalone Statement of Asset and Liabilities as at September 30, 2024**

INR in Lakhs

Particulars	As at	As at
	30th Sept 2024	31st Mar 2024
	Unaudited	Audited
ASSETS		
A) Non Current Assets		
Property, Plant and Equipment	21,778.89	22,696.45
Capital work-in-progress	2,822.67	2,972.98
Intangible Assets	206.26	169.55
Right of use assets	337.01	407.09
Financial Assets		
- Investment	18,052.74	11,557.62
- Loans	124.92	121.28
- Others	1,251.14	1,239.41
Deferred tax assets (Net)	1,408.52	1,302.53
Other Non-current Assets	8,103.38	7,628.26
Total Non Current Assets (A)	54,085.53	48,095.17
B) Current Assets		
Inventories	23,296.59	19,521.87
Financial Assets		
- Trade Receivables	41,628.00	34,803.40
- Cash and Cash Equivalents	49,273.48	60,754.80
- Other Bank Balances	45,227.64	35,346.11
- Loans	68.50	65.29
- Others	14.50	14.50
Current Tax Assets (Net)	1,855.83	1,855.83
Other Current Assets	10,858.57	3,955.20
Total Current Assets (B)	1,72,223.11	1,56,317.00
Total Assets (A + B)	2,26,308.64	2,04,412.17
EQUITY AND LIABILITIES		
A) Equity		
Equity Share Capital	1,533.00	1,533.00
Other Equity	2,02,677.78	1,84,595.90
Total Equity (A)	2,04,210.78	1,86,128.90
Liabilities		
B) Non Current Liabilities		
Financial Liabilities		
- Lease Liability	174.96	246.96
Total Non Current Liabilities (B)	174.96	246.96
C) Current Liabilities		
Financial Liabilities		
- Borrowings	-	-
- Lease Liability	184.93	176.22
- Trade Payables		
(a) Total outstanding dues of micro enterprises and small enterprises	1,797.02	1,779.80
(b) Total outstanding dues of creditors other than micro enterprises and small enterprises	14,051.21	11,417.32
- Others	275.58	264.00
Other current liabilities	1,164.26	900.21
Provisions	2,766.56	2,001.73
Current tax liabilities (Net)	1,683.34	1,497.03
Total Current Liabilities (C)	21,922.90	18,036.31
Total Equity and Liabilities (A + B + C)	2,26,308.64	2,04,412.17

For and on behalf of the Board of Directors

Place : Mumbai
Date : November 8, 2024Jayer Shah
Managing Director
DIN:00106919

Fine Organic Industries Limited

Regd. Office

Fine House, Anandji Street, Off M. G. Road,
Ghatkopar East, Mumbai 400 077, India.

CIN : L24119MH2002PLC136003

Tel : + 91-22-2102 5000

Fax : + 91-22-2102 8899 / 2102 6666

Email : info@fineorganics.com

Web: www.fineorganics.com



FINE ORGANICS

Statement of Standalone Financial Results for the Quarter and Six months period ended September 30, 2024

INR in Lakhs

Particulars	Quarter ended			Six months period ended		Year Ended
	30th Sept 2024	30th Jun 2024	30th Sept 2023	30th Sept 2024	30th Sept 2023	31st Mar 2024
	Unaudited	Unaudited	Unaudited	Unaudited	Unaudited	Audited
Income						
Revenue from Operations	59,546.71	50,832.78	47,172.74	1,10,379.49	1,00,386.30	1,95,114.29
Other Income	2,172.18	2,411.09	1,715.14	4,583.27	3,160.25	7,167.18
Total Income	61,718.89	53,243.87	48,887.88	1,14,962.76	1,03,546.55	2,02,281.47
Expenses						
Cost of Materials Consumed	35,763.95	30,469.58	24,782.59	66,233.53	57,200.65	1,06,674.48
Changes in inventories of Finished Goods, Work in Progress and Stock in Trade	(361.58)	(1,108.11)	2,602.18	(1,469.69)	586.00	5,315.89
Employee Benefit Expenses	3,023.75	3,258.85	2,698.40	6,282.60	5,553.54	11,365.47
Finance Costs	40.52	38.79	69.71	79.31	134.28	232.01
Depreciation and Amortisation Expenses	1,240.89	1,170.02	1,440.39	2,410.91	2,611.86	5,614.63
Other Expenses	6,827.64	6,033.32	6,652.70	12,860.96	11,422.73	23,673.69
Total Expenses	46,535.17	39,862.45	38,245.97	86,397.62	77,509.06	1,52,876.17
Profit Before Exceptional Items	15,183.72	13,381.42	10,641.91	28,565.14	26,037.49	49,405.30
Exceptional Items	-	-	-	-	-	56.32
Profit Before Tax	15,183.72	13,381.42	10,641.91	28,565.14	26,037.49	49,348.98
Tax Expenses						
Current Tax	3,950.00	3,490.00	2,800.00	7,440.00	6,800.00	12,850.00
Deferred Tax	(77.69)	(8.51)	(95.18)	(86.20)	(121.11)	(256.17)
Net Profit/(Loss) for the period/year	11,311.41	9,899.93	7,937.09	21,211.34	19,358.60	36,755.15
Other Comprehensive Income						
Items that will not be reclassified to Profit or Loss	(30.18)	(53.06)	(21.78)	(83.24)	(83.00)	(106.97)
Income Tax relating to Items that will not be reclassified to Profit or Loss	6.43	13.35	5.48	19.78	20.89	26.92
Total Other Comprehensive Income	(23.75)	(39.71)	(16.30)	(63.46)	(62.11)	(80.05)
Total Comprehensive Income for the period/year	11,287.66	9,860.22	7,920.79	21,147.88	19,296.49	36,675.10
Earnings per equity share (Face Value of INR 5/- each)						
i) Basic (in INR) (not annualised for the quarter)	36.89	32.29	34.71	69.18	63.14	119.88
ii) Diluted (in INR) (not annualised for the quarter)	36.89	32.29	34.71	69.18	63.14	119.88
Paid up Equity Share Capital, Equity shares FV of INR 5/- each	1,533.00	1,533.00	1,533.00	1,533.00	1,533.00	1,533.00
Other Equity excluding Revaluation Reserves						1,84,595.90

Notes :-

(1) The above results have been reviewed by Audit Committee and approved by the Board of Directors in its meeting held on November 8, 2024

(2) For the above result, Limited review report has been issued by Statutory Auditors on November 8, 2024

(3) The Board of Directors have proposed a final dividend of INR 10/- per equity share (Face Value INR 5/- each) for the year ended 31st March, 2024 in it's meeting held on May 10, 2024. Subsequently it was approved by the the shareholders at the Annual General Meeting held on August 21, 2024 and the same was paid on August 30, 2024.

(4) In line with IND AS -108 "Operating Segments", the Company's business activity falls within a single primary business segment viz. "Manufacturing of Specialty Chemicals".

(5) Previous year's/period's figures have been regrouped and / or rearranged wherever considered necessary.

(6) The figures for the quarter ended 30th September, 2024/30th September, 2023 represent balancing figures between the unaudited year to date figures upto 30th September, 2024/30th September, 2023 and the unaudited figures for the quarter ended 30th June, 2024/30th June, 2023.

For and on behalf of the Board of Directors


Jayen Shah
Managing Director
DIN:00106919



Place : Mumbai
Date : November 8, 2024

Fine Organic Industries Limited

Regd. Office

 Fine House, Anandji Street, Off M. G. Road,
Ghatkopar East, Mumbai 400 077, India.

CIN : L24119MH2002PLC136003

Tel : + 91-22-2102 5000

Fax : + 91-22-2102 8899 / 2102 6666

Email : info@fineorganics.com

Web: www.fineorganics.com



FINE ORGANICS
Standalone Cash Flow Statement for the six months period ended September 30, 2024

INR in Lakhs

Particulars	For the Period Ended	
	30th Sept 2024	30th Sept 2023
	Unaudited	Unaudited
Net Profit Before Tax	28,565.14	26,037.49
A) Cash flows from operating activities		
Adjustments for:		
Depreciation and amortisation expenses	2,410.91	2,611.86
Interest Income	(3,488.46)	(1,786.01)
(Profit)/Loss on sale of fixed assets (net)	5.74	(25.71)
Finance Cost including interest on lease liabilities	79.31	134.58
Net loss /(Gain) on Foreign Exchange Fluctuations	(1,016.06)	(1,343.35)
Expected Credit Loss Provisions / (Reversal)	75.76	134.12
Lease Rent on Leasehold Properties	20.60	22.00
Other non-cash adjustments	(65.62)	-
Operating profit before working capital movements	26,587.32	25,784.98
Movement in working capital:		
Decrease / (Increase) in Inventories	(3,774.72)	5,572.15
Decrease / (Increase) in Trade and Other Receivables	(13,510.96)	14,560.24
(Decrease) / Increase in Trade and Other Payables	4,316.13	(8,946.48)
	(12,969.55)	11,185.91
Cash generated from operations	13,617.77	36,970.89
Income Tax Paid	(7,275.23)	(6,624.68)
Net cash flows from operating activities (A)	6,342.54	30,346.21
B) Cash flows (used in) / generated from investing activities		
Payment for Purchase of property, plant and equipment, intangible assets including CWIP and Capital advances	(1,743.64)	(4,275.63)
Proceeds from sale of property, plant and equipment	2.26	32.23
Amount(invested)/ matured in Bank Fixed Deposits	(8,710.69)	(459.36)
Interest Income received	2,367.84	1,775.70
Investment in Joint Ventures and subsidiary Company	(6,500.00)	-
Proceeds from sale of investment	0.25	-
Net Cash Flows Used In Investing Activities (B)	(14,583.98)	(2,927.06)
C) Cash flows (used in) / generated from financing activities		
Repayment of Borrowings	-	(1,818.11)
Dividend Paid	(3,065.95)	(2,759.24)
Interest and Finance Charges paid	(64.22)	(124.86)
Employee Loans (given)	(43.43)	(30.30)
Employee Loans received	37.33	32.98
Repayments of lease liabilities (including interest thereon)	(103.61)	(53.11)
Net Cash Flows Used In Financing Activities (C)	(3,239.88)	(4,752.64)
Net increase / (decrease) in cash and cash equivalents (A+B+C)	(11,481.32)	22,666.51
Cash and cash equivalents at the beginning of the period	60,754.80	48,919.63
Cash and cash equivalents at end of the period	49,273.48	71,586.14
Components of cash and cash equivalents :		
Balances with banks :		
In Current Account	2,689.95	3,148.20
In Exchange Earning Foreign Currency Account	405.32	740.81
In Fixed Deposit Account	46,171.36	67,676.05
Cash on hand	6.85	21.08
	49,273.48	71,586.14

Previous year's figures have been regrouped and / or rearranged wherever considered necessary.

For and on behalf of the Board of Directors


 Jayesh Shah
 Managing Director
 DIN:00106919

 Place : Mumbai
 Date : November 8, 2024
